



**DEPARTMENT OF BUILDINGS
FENCE PERMIT APPLICATION**

FENCE	
Tracking Number	
Permit Number	F-
Permit Issue Date	

Property Information:				Incomplete applications will not be accepted			
Property Address:							
Section:	Block:	Lot(s):	Zone:	<input type="checkbox"/> VFP Verified			
Submission Requirements:							
1. Current Survey showing all property improvements. (if survey is older than 12 months, a Survey Affidavit is required) 2. Show proposed fence locations on the survey indicating height and type of fence. 3. Fencing for residential properties may only be 4' high, except across the rear property line where 5' is permissible. 4. On an inside lot, fencing may not extend beyond the front foundation line of the dwelling. 5. On corner lots, no fence shall be allowed in a side yard that abuts a street. On corner lots, no rear yard fence shall extend nearer the street than 1/2 of the side yard setback for the property, but in no event closer than six feet to the property line. That portion of a rear lot line fence on a corner lot located within the side yard setback shall not exceed four feet in height. For reference, the shortest side of the lot is considered the front of the property regardless of the location of the front door. 6. See attached sheet for types of fencing that are acceptable and approved by the Architectural Review Board. In the event you wish to install a different type a photo or drawing of the proposed fence shall be include in your application and may be subject to Architectural Review Board approval. 7. The finished side of the fence must face outward and fencing must be located entirely within the property lines. 8. Commercial properties and residential properties that abut commercial properties are allowed solid fences up to 6' in height with some restrictions as outlined in zoning code. 9. You must call before you dig - dial 811 a minimum of 48 hours before beginning any digging project							
Owner Information:							
Owner Name:							
Mailing Address:		City:		State:		Zip:	
Phone Number:		Email:					
Installer Information: <input type="checkbox"/> Work will be performed by Homeowner (waiver required)							
Installer Name:							
Company Name:				Nassau County License Number:			
Company Address:		City:		State:		Zip:	
Phone Number:		Email:					
Applicant Statement & Signature:							
The undersigned affirms that I am the owner or authorized agent for the property described herein, situated, lying and being within the Incorporated Village of Floral Park; that I have read and understand all items as here in stated, recognize that I am responsible for all activities occurring on the property, and that failure to comply with any of the items, notwithstanding any other items defined in the Village Code, may result in the temporary suspension or permanent revocation of the permits issued for construction on the premises in accordance with the Village Code. I hereby give consent to the listed applicant to make the application on my behalf for permit to perform said work.							
Print Name:		Signature:				Date:	
Building Department Use Only:							
<input type="checkbox"/> Permit Fee: \$75		Receipt:		<input type="checkbox"/> Other:			
Permit Review		<input type="checkbox"/> Approval <input type="checkbox"/> Denial		Date:		By:	
Inspection		<input type="checkbox"/> Approval <input type="checkbox"/> Denial		Date:		By:	



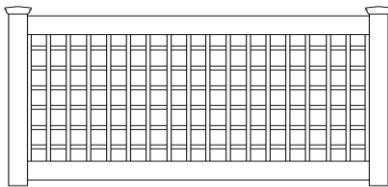
DEPARTMENT OF BUILDINGS FENCE PERMIT APPLICATION

CIRCLE STYLE OF FENCE PROPOSED

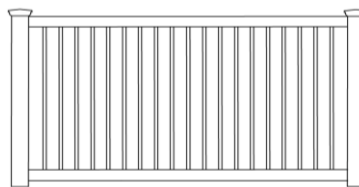
The following generic designs have been pre-approved by the Architectural Review Board by resolution at the June 2006 meeting. Open designs of wood vinyl or wrought iron material are permitted, provided the distance of the opening in the slats is 3/4 of an inch or greater. The permitted colors are limited to white, beige, grey or wood tones. Wrought iron or aluminum fences can be black. Any styles or colors that differ from the pre-approved designs must be presented to the ARB for approval.

Solid and chain link fences are prohibited on residential properties.

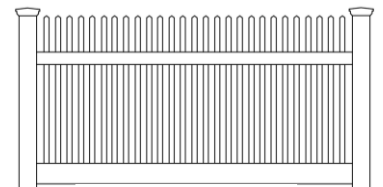
Solid fences may be installed on residential properties that abut a commercial property.




Old English Lattice




Framed Ovation Style



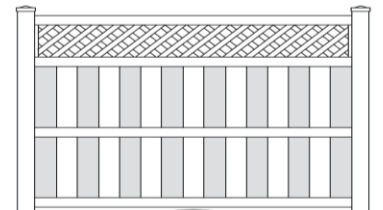
Classic Picket



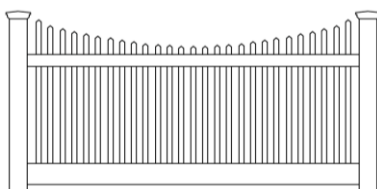
Post and Rail



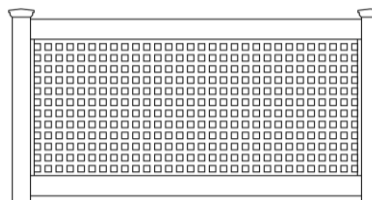
Ornamental Picket



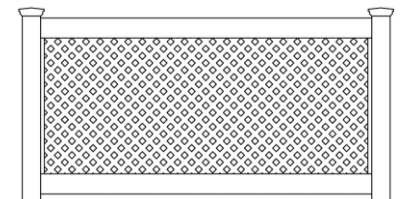
Board and Board with Lattice




Scalloped Picket



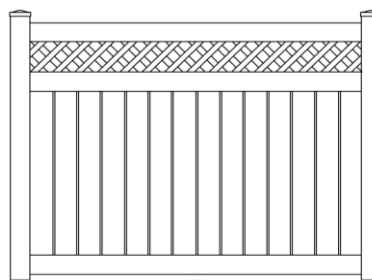
Square Lattice



Diagonal Lattice



Estate Fence



Semi-Privacy Diagonal Lattice

A partial solid bottom is permitted provided the top open portion is at least 35% of the structure with at least 2" openings between the slats.



**DEPARTMENT OF BUILDINGS
SURVEY CERTIFICATION AFFIDAVIT**

SURVEY AFFIDAVIT	
Tracking Number	
Permit Number	

In lieu of a recent survey dated within twelve (12) months from the date of this application, the following affidavit along with the most recent survey will be accepted.

Property Information:		
Owners Name:		
Property Address:		
Survey Certification Affidavit:		
<p>In accordance with 19 NYCRR, Codes, Rules and Regulations of the State of New York, Section 1203, all surveys, plot plans and/or site plans submitted to the Department of Buildings shall clearly depict all structures and site improvements. This is intended to include all primary and accessory structures, driveways, garages, decks, pool, equipment, etc. for both residential and commercial properties.</p>		
<p>In lieu of a current survey dated within twelve (12) months from the date of this application, I certify that I have personally inspected the above referenced property and determined that the plot plan / site plan submitted accurately depicts all existing site improvements as of the date of signature on this document.</p> <p>I certify that with respect to the above application the zoning analysis accurately reflects the dimensions and zoning requirements for the subject property.</p> <p>I acknowledge that the Department of Buildings is relying on this affidavit for the code review in accordance with the Village Code and NYS Building Code.</p>		
Applicant Statement & Signature:		
Print Name:	Signature:	Date:
Capacity (Check One):	<input type="checkbox"/> Owner	<input type="checkbox"/> Design Professional